


# LASCENTRUM FINETEC BLUE

## Lascentrum Cut Type

Easier, More Stable  
More Efficient  
Longer Tool Life



Coarse Teeth  
Faster Stock Removal


Fine Teeth  
Higher Brightness



**VS**


## Normal Cut Type

All Medium Teeth



### Grinding Comparison

Dia. 1/2" (12.7mm) SF-5M burr/Dry  
#45 carbon steel plate  
25/64" (10mm) thickness



Only

**28**secs

**Grinding Time**

**54**secs



Startlingly

**1400**cm

**Durability**

**1040**cm




**Bright & Smooth**  
surface finish

**Result**


Dark & Rough  
surface finish



## HEAD SHAPES



Cylindrical  
Plain end



Cylindrical  
with end cut




Conical  
ball nose



Ball



Oval



Arch  
ball nose



Arch  
pointed nose



Conical  
ball nose



Conical  
Pointed nose