

Nominal Diameter

7,8 = 48 mm²

Rectus Series

25



Other designs in series 25

The following other designs can be found from page:

- Stainless Steel P. 150
- Safety P. 214
- Safety Self-Venting P. 230
- Coded Systems P. 236

Interchangeability (KA only)

- Rectus 26
- Rectus 1600/1625
- Cejn 320
- JWL 520 + JWL 530
- various German Products

Universal industrial coupling with standard European profile.

Coupling system with single-hand operation. High Flow valve for optimum flow and low pressure drop. The series stands out for its robust design and long service life even with the harshest use.

Series 25 with additional end connections available on request.

Dust Protections  (P. 250)
for Coupling Part.-No. SK23S
for Plug Part.-No. SK12S

Working Temperature*
-20°C up to +100°C (NBR)
depending on the medium.

* For temperatures below -20°C and over +100°C and depending on the medium, other seal variants (FKM, EPDM, FFKM) are available.



Working Pressure**

35 bar

** maximum static working pressure with design factor 4 to 1.

35 bar

Features

- Brass coupling and plug for use with water
- Robust coupling system with steel sleeve

Material

Coupling: Brass / Steel nickel plated
Plug: Steel zinc plated or Brass (Serie 26)
Seals: NBR

Coupling: Brass nickel plated
Plug: Brass nickel plated
Seals: NBR

Technical Description

Connecting Force 0 bar: 40 N
Connecting Force 6 bar: 120 N

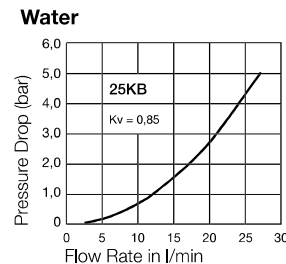
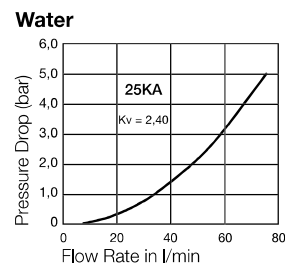
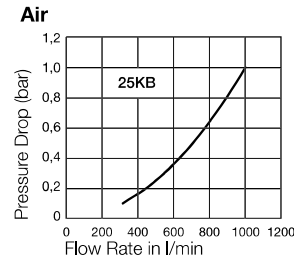
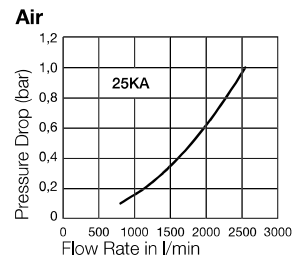
Dead space volume: 1,5 ml

Vacuum Coupling: 96%
Available on request with O-ring seal for vacuum when coupled.

Connecting Force 0 bar: 40 N
Connecting Force 6 bar: 120 N

Vacuum Coupling: 96%
Vacuum Plug: 96%
Available on request with O-ring seal for vacuum when coupled.

Flow diagrams



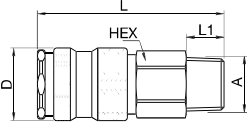
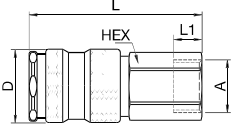
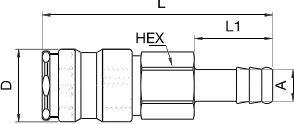
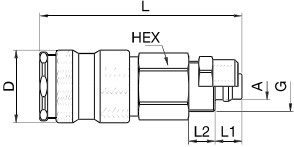
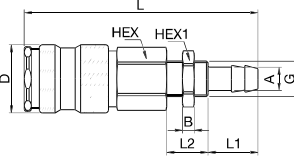
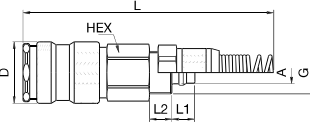


Coupling – with valve

Series 25KA

Brass/Steel

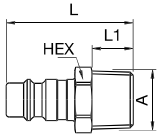
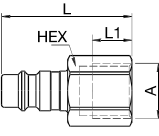
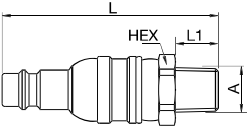
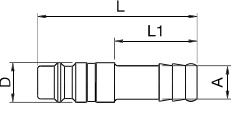
Low Pressure

	Connection A	HEX mm	HEX1 mm	L mm	L1 mm	L2 mm	D mm	B mm	G mm	Version	Part Number
 <p>Male Thread</p>	R 1/4	19		60	12		23				25KAAK13MPN
	R 3/8	19		60	12		23				25KAAK17MPN
	R 1/2	22		61	17		23				25KAAK21MPN
	M 14 x 1,5	19		59	10		23				25KAAD14MPN
	M 16 x 1,5	19		60	11		23				25KAAD16MPN
 <p>Female Thread</p>	G 1/4	19		56	10		23				25KAIW13MPN
	G 3/8	19		55	9		23				25KAIW17MPN
	G 1/2	24		58	12		23				25KAIW21MPN
 <p>Hose Barb</p>	6 mm	19		74	25		23				25KATF06MPN
	8 mm	19		74	25		23				25KATF08MPN
	9 mm	19		74	25		23				25KATF09MPN
	10 mm	19		74	25		23				25KATF10MPN
	13 mm	19		74	25		23				25KATF13MPN
 <p>with Plastic Hose Connection</p>	6 x 8 mm	19		61	7	6	23		M 12 x 1		25KAKO08MPN
	9 x 12 mm	19		65	9	8	23		M 16 x 1		25KAKO12MPN
 <p>Panel Mount with Hose Barb</p>	6 mm	19	17	76	17	10	23	4	M 12 x 1		25KATS06MPN
 <p>Plastic Hose Connection with Spring Guard</p>	6 x 8 mm	19		144	7	6	23		M 12 x 1		25KAKK08MPN



Plugs – without valve

Series 25KA

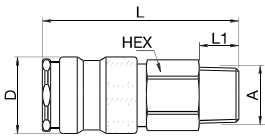
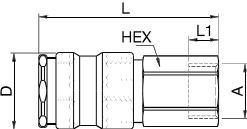
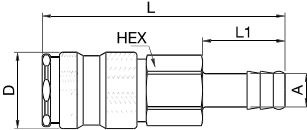
	Connection A	HEX mm	HEX1 mm	L mm	L1 mm	L2 mm	D mm	B mm	G mm	Version	Part Number	
 <p>Male Thread</p>	R 1/8	13		33	9						25SFAK10SXZ	
	R 1/4	14		36,5	12						25SFAK13SXZ	
	R 3/8	17		37	12						25SFAK17SXZ	
	R 1/2	22		43	17						25SFAK21SXZ	
 <p>Female Thread</p>	G 1/8	14		30	5						25SFIW10SXZ	
	G 1/4	17		38,5	12						25SFIW13SXZ	
	G 3/8	19		39,5	12						25SFIW17SXZ	
	G 1/2	24		44	14						25SFIW21SXZ	
 <p>Flex Joint, Male Thread</p>	R 1/4	17		64	11					nickel plated	25FAAK13SPN	
 <p>Hose Barb</p>	6 mm			48	25		12				25SFTF06SXZ	
	8 mm			48	25		12				25SFTF08SXZ	
	9 mm			48	25		12				25SFTF09SXZ	
	10 mm			48	25		12				25SFTF10SXZ	
	13 mm			48	25		15				25SFTF13SXZ	

The right plug in brass design can be found under series 26 from page 60.



Coupling – with valve

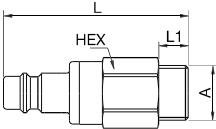
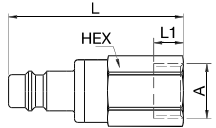
Series 25KB

	Connection A	HEX mm	HEX1 mm	L mm	L1 mm	L2 mm	D mm	B mm	G mm	Version	Part Number
 <p>Male Thread</p>	R 1/4	19		60	12		23				25KBAK13BPN
	R 3/8	19		59	10,5		23				25KBAK17BPN
	R 1/2	22		57,5	9		23				25KBAK21BPN
	M 14 x 1,5	19		59	10		23				25KBAD14BPN
	M 16 x 1,5	19		60	11		23				25KBAD16BPN
 <p>Female Thread</p>	G 1/4	19		56	10		23				25KBIW13BPN
	G 3/8	19		55	9		23				25KBIW17BPN
	G 1/2	24		58	12		23				25KBIW21BPN
 <p>Hose Barb</p>	6 mm	19		74	25		23				25KBTf06BPN
	8 mm	19		74	25		23				25KBTf08BPN
	9 mm	19		74	25		23				25KBTf09BPN
	10 mm	19		74	25		23				25KBTf10BPN
	13 mm	19		74	25		23				25KBTf13BPN
	10 mm Parker	19		73	24		23				25KBTP10BPN
	13 mm Parker	19		76	28		23				25KBTP13BPN



Plugs – with valve

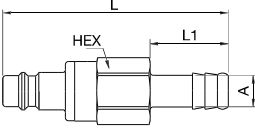
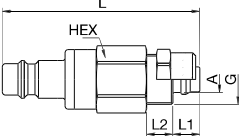
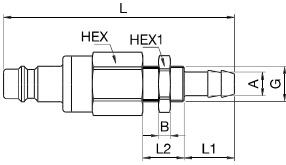
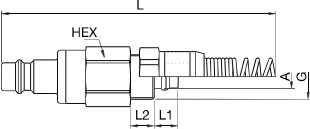
Series 25KB

	Connection A	HEX mm	HEX1 mm	L mm	L1 mm	L2 mm	D mm	B mm	G mm	Version	Part Number
 <p>Male Thread</p>	G 1/8	22		44,5	9						25SBAW10MPN
	G 1/4	22		43	9						25SBAW13MPN
	G 3/8	22		43	9						25SBAW17MPN
	G 1/2	22		46	12						25SBAW21MPN
	M 14 x 1,5	22		44	10						25SBAD14MPN
	M 16 x 1,5	22		45	11						25SBAD16MPN
 <p>Female Thread</p>	G 1/4	22		43	10						25SBIW13MPN
	G 3/8	22		43	9						25SBIW17MPN
	G 1/2	24		46	9						25SBIW21MPN
	M 16 x 1,5	22		43	9						25SBIM16MPN
	M 18 x 1,5	22		43	9						25SBIM18MPN



Plugs – with valve

Series 25KB

	Connection A	HEX mm	HEX1 mm	L mm	L1 mm	L2 mm	D mm	B mm	G mm	Version	Part Number
 <p>Hose Barb</p>	6 mm	21		60	25						25SBTF06MPN
	8 mm	21		60	25						25SBTF08MPN
	9 mm	21		60	25						25SBTF09MPN
	10 mm	21		60	25						25SBTF10MPN
	13 mm	21		60	25						25SBTF13MPN
	6 mm Parker	19		67,5	20,5						25SBTP06MPN
	10 mm Parker	19		71	24						25SBTP10MPN
	13 mm Parker	19		83	28						25SBTP13MPN
 <p>with Plastic Hose Connection</p>	4 x 6 mm	21		47	7	6			M 10 x 1		25SBKO06MPN
	6 x 8 mm	21		47	7	6			M 12 x 1		25SBKO08MPN
	8 x 10 mm	21		51	8,5	8,5			M 16 x 1		25SBKO10MPN
	9 x 12 mm	21		51	8,5	8,5			M 16 x 1		25SBKO12MPN
 <p>Panel Mount with Hose Barb</p>	6 mm	21	17	62	17	10		4	M 12 x 1		25SBTS06MPN
	10 mm	21	17	74	25	14		3,5	G 1/4		25SBTS10MPN
 <p>Plastic Hose Connection with Spring Guard</p>	4 x 6 mm	19		120	7	6			M 10 x 1		25SBKK06MPN
	6 x 8 mm	19		135	7	6			M 12 x 1		25SBKK08MPN
	8 x 10 mm	19		145	8,5	8,5			M 16 x 1		25SBKK10MPN
	9 x 12 mm	19		150	8,5	8,5			M 16 x 1		25SBKK12MPN

